

Food Waste Recycling Lesson



Food Waste Recycling

Learning Intentions Success Criteria

- To understand why we should recycle food waste
 - To identify at least 3 types of food waste that we can recycle
 - To know what happens to food waste when it is recycled
- Explain how food waste recycling is good for the environment/saves money
 - Participate in the 'food waste recycling quiz' and the bolt-on 'food waste recycling game'
 - Participate in the 'food waste recycling journey activity' and the 'food waste recycling quiz'

Think - Pair - Share

Can you name at least 2 types of food waste that you can recycle at home?

What do you think your food waste becomes when it is recycled?

Can you think of a reason why we should recycle food waste?

Food Waste Recycling

Why should we recycle food waste?



Reduces landfill

Saves resources



Saves money

What food waste can I recycle?

You can recycle food waste at home.

Cooked, uncooked and out-of-date food as well as peelings and leftovers can all be recycled.



Let's see what types of food waste can go in the caddy.

What food waste can I recycle?



Dairy



Rice and
pasta



Fruit
including
peelings



Chicken and
bones

What food waste can I recycle?



Fish



Plate scrapings/
Leftovers from
meals



Bread



Cakes and
pastries

What food waste can I recycle?



Eggshells



Meat



Teabags and
coffee grounds



Vegetables
including
peelings

Activity: Food Waste Diary

In groups of 3, answer these questions:

- 1) What did you eat yesterday?
- 2) What food did you leave?
- 3) How did you get rid of your food waste?
- 4) Are you surprised by how much food you waste?



How do I recycle food waste?

Now watch this short video.

See how you can recycle food waste at home.



Access video here: <http://www.recyclenow.com/roisins-food-recycling-tip>

How do I recycle food waste?



Step 1:
At home,
put a new
liner into
your
caddy.



Step 2:
Put food
waste into
your caddy.



Step 3:
When the
liner is
nearly full,
tie and
remove it.



Step 4:
Empty the
full liner into
your outdoor
container
regularly.

Food Waste Recycling Journey

Watch the video.

Discover what happens to food waste when it is recycled.


See if you can track its journey!



Access video here: <http://www.recycleforscotland.com/facts-figures/how-it-recycled/food-waste>

Activity: Food Waste Recycling Journey

The steps of the journey are in the wrong order.
Put the letters of the pictures in the correct order.



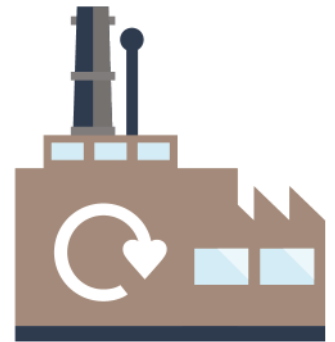
Food waste is recycled
into energy or fertiliser

A



Food waste is collected
at the kerbside

B



Food waste is taken to
a recycling facility

C

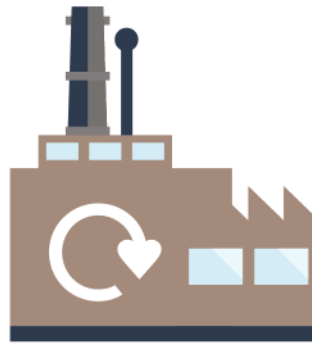
Activity: Food Waste Recycling Journey

Check your answers. The correct order is:




Food waste is collected
at the kerbside

B



Food waste is taken to
a recycling facility

C



Food waste is recycled
into energy or fertiliser

A

Food Waste Recycling Action

What could you do to help recycle more food waste at home?

Complete an action card by writing at least one action.

Take this card home to show your parent(s) / carer(s).

Next week we can see how everyone is getting on with their actions.



Food Waste Recycling Quiz

- 1) Why do you think we should recycle food waste?
- 2) Name 3 types of food waste that you can recycle in your home.
- 3) When food waste is recycled, what can it be recycled into?



Food Waste Recycling

Learning Intentions Success Criteria

- To understand why we should recycle food waste
 - To identify at least 3 types of food waste that we can recycle
 - To know what happens to food waste when it is recycled
- Explain how food waste recycling is good for the environment/saves money
 - Participate in the 'food waste recycling quiz' and the bolt-on 'food waste recycling game'
 - Participate in the 'food waste recycling journey activity' and the 'food waste recycling quiz'

Thank You

